

FRONTIER BULLETIN



April 28, 2026 — May 4, 2026
Frontier Elementary School 1854 N. Mustang Drive
585-2430 ~ www.pioneerunion.org

TUESDAY 4/28	WEDNESDAY 4/29	THURSDAY 4/30	FRIDAY 5/1	MONDAY 5/4
Muffin Assorted Fruit	Cinnamon Bun Assorted Fruit	Mini Bagel Assorted Fruit	Honey Bun Assorted Fruit	Cereal Assorted Fruit
Pasta & Meat Sauce Assorted Vegetables and Fruits	Turkey Ham & Cheese Sliders Assorted Vegetables and Fruits	Popcorn Chicken Assorted Vegetables and Fruits	Pepperoni Pizza Assorted Vegetables and Fruits	Corn Dog Assorted Vegetables and Fruits

This institution is an equal opportunity provider. Menu is subject to change without notice.

MEETINGS	UPCOMING EVENTS	UPCOMING DATES
 Monday 5/11 PTC Meeting Online 5:00 p.m. Tuesday 5/19 District Parent Advisory Meeting 6:00 p.m.	 Tuesday 5/12 Fire Drill  Friday 5/15 Family Game Night 6:00 p.m.	 Friday 5/1 Star Wars themed Rally We encourage students to dress in Star Wars themed shirts! No props or masks allowed.  Wednesday 5/6 2nd Grade to Burris Park Tuesday 5/19 4th Grade to Burris Park Ms. Bader's & Ms. Vryhof's classes to Imagine U



NEWS AND INFORMATION



Join us in celebrating our FABULOUS Frontier staff during the week of May 4th through May 8th! Throughout the week we will be honoring our AMAZING Frontier staff with a variety of goodies and activities! Thank you to our PTC for all of your support!

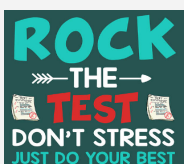


Unpaid Fees: Please check your Infinite Campus Parent Portal for outstanding fees (library book fines, technology fines, etc.) All outstanding fees will need to be paid prior to the school year ending. If your child has any outstanding fees, they may be excluded from certain end of the year fun activities. Please ensure your child's fees are paid.



[New Student Registration Now Open for the 2026-2027 School Year!](#)

You can register online at puesd.net. Click the "Enrollment" link at the top. Contact Fawn Lemons at lemons1@puesd.net for questions.



CAASPP State Testing: State testing is almost here! Students in 5th grade will be testing **April 28th-May 22rd** and 3rd-4th grade will be testing **May 5th-May 22nd**. We encourage students to get plenty of rest, eat a healthy breakfast, and do their best! If your child has a pair of wired headphones, please have them bring them to school for CAASPP testing. This will help ensure a smooth testing experience. Thank you for your support.



KNOW YOUR EDUCATIONAL RIGHTS

YOUR CHILD HAS THE RIGHT TO A FREE PUBLIC EDUCATION

- All children have a right to equal access to free public education, regardless of their or their parents'/guardians' immigration status.
- All children in California:
 - Have the right to a free public education.
 - Must be enrolled in school if they are between 6 and 18 years old.
 - Have the right to attend safe, secure, and peaceful schools.
 - Have a right to be in a public school learning environment free from discrimination, harassment, bullying, violence, and intimidation.
 - Have equal opportunity to participate in any program or activity offered by the school without discrimination.

INFORMATION REQUIRED FOR SCHOOL ENROLLMENT

- Schools must accept a variety of documents from the student's parent or guardian to demonstrate proof of child's age or residency and schools are not required to keep a copy of the document used as proof of a child's age.
- Information about citizenship/immigration status is never needed for school enrollment. A Social Security number is never needed for school enrollment.

CONFIDENTIALITY OF PERSONAL INFORMATION

- Federal and state laws protect student education records and personal information. These laws generally require that schools get written consent from parents or guardians before releasing student information, unless the release of information is for educational purposes, is already public, or is in response to a court order or subpoena.
- Some schools collect and provide publicly basic student "directory information." If so, the school district must provide parents/ guardians with written notice of the directory information policy, and provide the option to refuse release of your child's information.

FAMILY SAFETY PLANS IF YOU ARE DETAINED OR DEPORTED

- You can update your child's emergency contact information, including secondary contacts, to identify a trusted adult guardian who can care for your child if you are detained or deported.
- You can complete a Caregiver's Authorization Affidavit or a Petition for Appointment of Temporary Guardian of the Person to give a trusted adult the authority to make educational and medical decisions for your child.

RIGHT TO FILE A COMPLAINT

- Your child has the right to report a hate crime or file a complaint to the school district if he or she is discriminated against, harassed, intimidated or bullied because of his or her actual or perceived nationality, ethnicity, or immigration status.

For more information on resources for responding to immigration enforcement activities at California schools, or to file a complaint, please contact:

Bureau of Children's Justice
California Attorney General's Office
P.O. Box 944255
Sacramento, CA 94244-2550

Phone: (800) 952-5225
E-mail: BCJ@doj.ca.gov
<https://oag.ca.gov/bcj/complaint>



CHECKLIST FOR IMMIGRANT STUDENTS AND FAMILIES ATTENDING PUBLIC SCHOOLS

1. YOU DO NOT HAVE TO SHARE THE FOLLOWING INFORMATION WITH SCHOOL OFFICIALS:

- You do not have to share information, including passports or visas, regarding the immigration status of students, parents, guardians, or other family members.
- You do not have to provide Social Security numbers (SSN) or cards.
- When completing the “Free and Reduced-Price Meals” form, only provide the last four digits of the SSN of the adult household member who signs the application.
- If the family meets the income eligibility requirements and no adult household member has a SSN, your child still qualifies. Check the “No SSN” box on forms where applicable, to ensure that applications are complete.
- If any household member participates in CalFresh, CalWORKs (California Work Opportunity and Responsibility for Kids), or FDPIR (Food Distribution Program on Indian Reservations), no adult household member needs to provide the last four digits of his or her SSN to qualify the student for free or reduced-price meals at school.
- When providing information for proof of a student’s residency or age, you do not have to use documents that could reveal information related to immigration status.

2. TAKE STEPS TO PROTECT STUDENT INFORMATION:

- Ask for the school’s written privacy policies regarding student information.
- Review the school’s policy for “directory information”—which allows for public release of basic student information—and consider whether to opt out of releasing of that information.

3. TAKE STEPS TO PREPARE FOR SITUATIONS WHERE ONE OR MORE PARENTS OR GUARDIANS ARE DETAINED OR DEPORTED:

- Develop and keep in a safe place a “Family Safety Plan” (example: https://www.ilrc.org/sites/default/files/resources/family_preparedness_plan.pdf) that includes the following information:
- Name of a trusted adult to care for your child if no parent or guardian can.
- Emergency phone numbers and instructions on where to find important documents (birth certificates, passports, Social Security cards, doctor contact information, etc.)
- Make sure that your child’s school always has current emergency contact information, including alternative contacts if no parent or guardian is available.

RESOURCES

The following resources are available to immigrant families responding to detentions or deportations:

- The Immigration and Customs Enforcement (ICE) detainee locator: <https://locator.ice.gov/odls/homePage.do>. Please Note: This site is intended only for locating individuals who are already detained, and not for general immigration status inquiries.
- Immigration lawyers in private practice, accredited representatives (who assist immigrants in immigration proceedings), or legal-aid organizations:
 - State Bar of California Attorney Search: <http://www.calbar.ca.gov/Attorneys>
 - California organizations accredited by Board of Immigration Appeals (BIA) to represent immigrants before the Department of Homeland Security (DHS) and Executive Office of Immigration Review (EOIR): <https://www.justice.gov/eoir/page/file/942306/download#CALIFORNIA>.
 - California Courts Self-Help Centers: <http://www.courts.ca.gov/selfhelp-selfhelpcenters.htm>.
 - Legal-aid offices and lawyer-referral services: <http://www.courts.ca.gov/getting-legal-help>.
 - The consulate or embassy of the parent’s or guardian’s country of origin.



CONOZCA SUS DERECHOS EDUCATIVOS

SU HIJO TIENE DERECHO A UNA EDUCACIÓN PÚBLICA GRATUITA

- Todos los niños tienen derecho a un acceso igualitario a la educación pública gratuita, independientemente de su estado de inmigración o el de sus padres o tutores.
- Todos los niños en California:
 - Tienen derecho a una educación pública gratuita.
 - Deben estar inscritos en la escuela si tienen entre 6 y 18 años.
 - Tienen derecho a asistir a escuelas seguras, protegidas y pacíficas.
 - Tienen derecho a estar en un entorno de aprendizaje escolar público libre de discriminación, acoso, hostigamiento, violencia e intimidación.
 - Tienen igualdad de oportunidades para participar en cualquier programa o actividad ofrecida por la escuela sin discriminación.

INFORMACIÓN NECESARIA PARA LA INSCRIPCIÓN ESCOLAR

- Las escuelas deben aceptar una variedad de documentos de los padres o tutores del estudiante para demostrar la edad o residencia del niño y las escuelas no están obligadas a conservar una copia del documento utilizado como prueba de la edad del niño.
- La información sobre el estado de ciudadanía/inmigración nunca es necesaria para la inscripción en la escuela. Nunca se necesita un número de Seguro Social para inscribirse en la escuela.

CONFIDENCIALIDAD DE LA INFORMACIÓN PERSONAL

- Las leyes federales y estatales protegen los registros educativos y la información personal de los estudiantes. Estas leyes generalmente requieren que las escuelas obtengan el consentimiento por escrito de los padres o tutores antes de divulgar información de los estudiantes, a menos que la divulgación de información sea para fines educativos, ya sea pública o sea en respuesta a una orden judicial de un tribunal o citación.
- Algunas escuelas recopilan y proporcionan públicamente “información de directorio” básica de los estudiantes. De ser así, el distrito escolar debe proporcionar a los padres/tutores un aviso por escrito de la política de información de directorio y brindarles la opción de rechazar la divulgación de la información de su hijo.

PLANES DE SEGURIDAD FAMILIAR EN CASO DE DETENCIÓN O DEPORTACIÓN

- Puede actualizar la información de contacto de emergencia de su hijo, incluidos los contactos secundarios, para identificar a un tutor adulto de confianza que pueda cuidar de su hijo si lo detienen o lo deportan.
- Puede completar una Declaración Jurada de Autorización del Cuidador o una Petición de Designación de Tutor Temporal de la Persona para darle a un adulto de confianza la autoridad para tomar decisiones educativas y médicas para su hijo.

DERECHO A PRESENTAR UNA QUEJA

- Su hijo tiene derecho a denunciar un delito de odio o presentar una queja ante el distrito escolar si es discriminado, acosado, intimidado u hostigado debido a su nacionalidad, etnia o estado de inmigración real o percibido.

Para obtener más información sobre los recursos para responder a las actividades de control de inmigración en las escuelas de California, o para presentar una queja, comuníquese con:

Oficina de Justicia de Menores
Oficina del Fiscal General de California
P.O. Box 944255
Sacramento, CA 94244-2550

Teléfono: (800) 952-5225
Correo electrónico: BCJ@doj.ca.gov
<https://oag.ca.gov/bcj/complaint>



LISTA DE VERIFICACIÓN PARA ESTUDIANTES INMIGRANTES Y FAMILIAS QUE ASISTEN A ESCUELAS PÚBLICAS

1. NO ES NECESARIO QUE COMPARTA LA SIGUIENTE INFORMACIÓN CON LOS FUNCIONARIOS ESCOLARES:

- No tiene que compartir información, incluidos pasaportes o visados, sobre el estado de inmigración de estudiantes, padres, tutores u otros miembros de la familia.
- No es necesario que proporcione números de Seguro Social (SSN) ni tarjetas.
- Al completar el formulario “Comidas gratuitas o a precio reducido”, proporcione únicamente los últimos cuatro dígitos del SSN del miembro adulto del hogar que firma la solicitud.
- Si la familia cumple con los requisitos de elegibilidad de ingresos y ningún miembro adulto del hogar tiene un SSN, su hijo aún califica. Marque la casilla “Sin SSN” en los formularios cuando corresponda, para asegurarse de que las solicitudes estén completas.
- Si algún miembro del hogar participa en CalFresh, CalWORKs (Oportunidades de trabajo y responsabilidad para niños en California) o FDPIR (Programa de distribución de alimentos en reservas indígenas), ningún miembro adulto del hogar necesita proporcionar los últimos cuatro dígitos de su SSN para calificar para recibir comidas gratuitas o a precio reducido en la escuela.
- Al proporcionar información para comprobar la residencia o la edad de un estudiante, no es necesario utilizar documentos que puedan revelar información relacionada con el estado de inmigración.

2. TOME MEDIDAS PARA PROTEGER LA INFORMACIÓN DE LOS ESTUDIANTES:

- Solicite las políticas de privacidad escritas de la escuela con respecto a la información de los estudiantes.
- Revise la política de la escuela sobre “información de directorio”, que permite la divulgación pública de información básica de los estudiantes, y considere si debe optar por no divulgar esa información.

3. TOME MEDIDAS PARA PREPARARSE PARA SITUACIONES EN LAS QUE UNO O MÁS PADRES O TUTORES SEAN DETENIDOS O DEPORTADOS:

- Desarrolle y mantenga en un lugar seguro un “Plan de seguridad familiar” (ejemplo: https://www.ilrc.org/sites/default/files/resources/family_preparedness_plan.pdf) que incluya la siguiente información:
- Nombre de un adulto de confianza para cuidar de su hijo si ningún padre o tutor puede hacerlo.
- Números de teléfono de emergencia e instrucciones sobre dónde encontrar documentos importantes (certificados de nacimiento, pasaportes, tarjetas de Seguro Social, información de contacto del médico, etc.)
- Asegúrese de que la escuela de su hijo siempre tenga información de contacto de emergencia actualizada, incluidos contactos alternativos si no hay ningún padre o tutor disponible.

RECURSOS

Los siguientes recursos están disponibles para las familias inmigrantes que responden a detenciones o deportaciones:

- Localizador de detenidos del Servicio de Inmigración y Control de Aduanas (ICE): <https://locator.ice.gov/odls/homePage.do>. Tenga en cuenta: Este sitio está destinado únicamente a localizar personas que ya están detenidas, y no a realizar consultas generales sobre el estado de inmigración.
- Abogados de inmigración en la práctica privada, representantes acreditados (que ayudan a los inmigrantes en procedimientos de inmigración) u organizaciones de asistencia legal:
 - Búsqueda de abogados del Colegio de Abogados del Estado de California: <http://www.calbar.ca.gov/Attorneys>
 - Organizaciones de California acreditadas por la Junta de Apelaciones de Inmigración (BIA) para representar a inmigrantes ante el Departamento de Seguridad Nacional (DHS) y la Oficina Ejecutiva de Revisión de Inmigración (EOIR): <https://www.justice.gov/eoir/page/file/942306/download#CALIFORNIA>.
 - Centros de autoayuda de los tribunales de California: <http://www.courts.ca.gov/selfhelp-selfhelpcenters.htm>.
 - Oficinas de asistencia legal y servicios de referencia de abogados: <http://www.courts.ca.gov/getting-legal-help>.
 - El consulado o embajada del país de origen del padre o tutor.



Tenci Murillo-Brown
Principal
murillo-brownt@puesd.net

Whitney Nelson
Assistant Principal
nelsonw@puesd.k12.ca.us

Frontier Elementary

"Home of the Mustangs"

1854 N. Mustang Drive
Hanford, CA 93230

Phone (559)585-2430
FAX (559) 585-2440

April 2026

Dear Frontier Parent/Guardian:

There are many ways to measure your child’s learning. Your child’s teacher uses report card grades, classroom work, teacher observations, and end-of-year statewide test results to get a complete picture of your child’s learning. Each year, students participate in the California Assessment of Student Performance and Progress (CAASPP). Your child will take the following tests, depending on their grade level or instructional program:

- **Smarter Balanced Summative Assessments for English language arts and math, required tests in grades 3–8 and 11**
- **California Science Test (CAST), a required test in grades 5 and 8 and once in high school**

Every year, California students take several statewide tests. When combined with other measures such as grades, class work, and teacher observations, these tests give families and teachers a more complete picture of their child’s learning. You can use the results to identify where your child is doing well and where they might need more support. This year, Frontier Students in grades 3-5 will be taking the Smarter Balanced Summative Assessments at school.

Your child may be taking one or more of the following California Assessments of Student Performance and Progress (CAASPP), English Language Proficiency Assessments for California (ELPAC) and Physical Fitness Test assessments. Pursuant to California Education Code Section 60615, parents and guardians may annually submit to the school a written request to excuse their child from any and all of the CAASPP assessments. This exemption does not exist for the ELPAC or Physical Fitness Test.

The 3rd and 4th grades testing schedule is listed below:

MONDAY May 5	TUESDAY May 6 8:15-Lunch ELA CAT Multiple Choice p1 Regular Schedule Recess	WEDNESDAY May 7 8:15-Lunch ELA CAT Multiple Choice p2 Regular Schedule Recess	THURSDAY May 8 8:15-Lunch ELA PT Performance Task Regular Schedule Recess	FRIDAY May 9 8:15-Lunch Make Ups Regular Schedule Recess
MONDAY May 12 8:15-12:00 Make Ups Regular Schedule Recess	TUESDAY May 13 8:15-Lunch Math Multiple Choice P1 Regular Schedule Recess	WEDNESDAY May 14 8:15-Lunch Math Multiple Choice P2 Regular Schedule Recess	THURSDAY May 15 8:15-Lunch Math Performance Task Regular Schedule Recess	FRIDAY May 16 8:15-Lunch Make Ups Regular Schedule Recess
MONDAY May 19 8:15-12:00 Make Ups Regular Schedule Recess	TUESDAY May 20 8:15-12:00 Make Ups Regular Schedule Recess	WEDNESDAY May 21 8:15-12:00 Make Ups Regular Schedule Recess	THURSDAY May 22 8:15-12:00 Make Ups Regular Schedule Recess	FRIDAY May 23 8:15-12:00 Make Ups Regular Schedule Recess
MONDAY May 26 Memorial Day No School	TUESDAY May 27 8:15-12:00 Make Ups Regular Schedule Recess	WEDNESDAY May 28 8:15-12:00 Make Ups Regular Schedule Recess	THURSDAY May 29 8:15-12:00 Make Ups Regular Schedule Recess	FRIDAY May 30 8:15-12:00 Make Ups Regular Schedule Recess



“A Learning Community Dedicated to Excellence”



Tenci Murillo-Brown
Principal
murillo-brownt@puesd.net

Whitney Nelson
Assistant Principal
nelsonw@puesd.k12.ca.us

Frontier Elementary

"Home of the Mustangs"

1854 N. Mustang Drive
Hanford, CA 93230

Phone (559)585-2430
FAX (559) 585-2440

The 5th grade testing schedule is listed below:

MONDAY April 27	TUESDAY April 28	WEDNESDAY April 29	THURSDAY April 30	FRIDAY May 1
	8:15-Lunch ELA CAT Multiple Choice p1 Regular Schedule Recess	8:15-Lunch ELA CAT Multiple Choice p2 Regular Schedule Recess	8:15-Lunch ELA PT Performance Task Regular Schedule Recess	8:15-Lunch Make Ups Regular Schedule Recess
MONDAY May 4	TUESDAY May 5	WEDNESDAY May 6	THURSDAY May 7	FRIDAY May 8
8:15-12:00 Make Ups Regular Schedule Recess	8:15-Lunch Math Multiple Choice P1 Regular Schedule Recess	8:15-Lunch Math Multiple Choice P2 Regular Schedule Recess	8:15-Lunch Math Performance Task Regular Schedule Recess	8:15-Lunch Make Ups Regular Schedule Recess
MONDAY May 11	TUESDAY May 12	WEDNESDAY May 13	THURSDAY May 14	FRIDAY May 15
8:15-Lunch Science Segment A Regular Schedule Recess	8:15-Lunch Science Segment B Regular Schedule Recess	8:15-Lunch Science Segment C Regular Schedule Recess	8:15-12:00 Make Ups Regular Schedule Recess	8:15-12:00 Make Ups Regular Schedule Recess
MONDAY May 18	TUESDAY May 19	WEDNESDAY May 20	THURSDAY May 21	FRIDAY May 22
8:15-12:00 Make Ups Regular Schedule Recess	8:15-12:00 Make Ups Regular Schedule Recess	8:15-12:00 Make Ups Regular Schedule Recess	8:15-12:00 Make Ups Regular Schedule Recess	8:15-12:00 Make Ups Regular Schedule Recess

You are an important part of your child's education. To make sure your child feels comfortable taking the tests, you can do the following:

- Explain to your child that these tests are used as tools to help them learn, and that they should not be anxious or scared.
- Remind your child that you and their teacher want them to try their very best and are there to help, every step of the way.
- Explore the practice tests with your child on the CAASPP Online Practice and Training Tests web page at www.caaspp.org/practice-and-training/index.html so they can become familiar with the platform and setup of the tests.

You will receive your child's results at or before the beginning of the next school year. The results will identify where your child is doing well or needs more help, so you can better support their learning at home and teachers can better support their learning in the classroom.

To learn more about these tests go to the CAASPP Starting Smarter website at ca.startingsmarter.org, or review the CDE Parent Guides to Understanding web page at www.cde.ca.gov/ta/tg/ca/parentguidetounderstand.asp.


If you have questions, please contact the **Frontier Office** at 559-585-2430.

Sincerely,

Tenci Murillo-Brown
Frontier Elementary Principal



"A Learning Community Dedicated to Excellence"



P A S E



Pioneer After School Enrichment

What is PASE? PASE is a FREE after school program for *qualifying* families for students in grades TK-6.

How do I know if my child qualifies? Each year you must complete the online Interest Form *AND* the Free and Reduced Meal (FRM) Application which is part of the Annual Update in the Infinite Campus Parent Portal. If you qualify for FRM status, you qualify for PASE!

**Frontier Elementary and
Pioneer Middle**




**To start the process,
please follow the QRC and
complete the Interest Form
that goes with your school.**



**Pioneer Elementary and
Pioneer Middle**






Counselor Connection
Meeting!

May's Topic:
***SUPPORT YOUR STUDENT OVER
THE SUMMER***

PLEASE EMAIL MS. CECILY TO ATTEND
olsonc@puesd.net



Available time slots:
5/29/26 8:30 AM and 3:00 PM



EARN CASH FOR SCHOOLS WITH BOX TOPS

TOGETHER, WE CAN MAKE A BIG DIFFERENCE

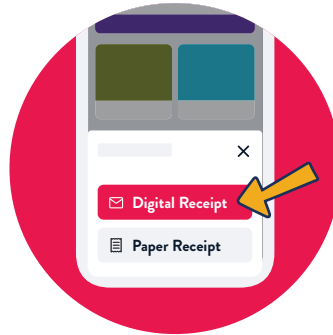
For over 25 years, Box Tops for Education has given families an easy way to earn for schools with products they already buy. Today, you can find hundreds of participating products throughout the store — and all you need is the Box Tops app.



HERE'S HOW IT WORKS:



SCAN
qualifying receipts
in the app



SUBMIT
qualifying digital
receipts in the app



CONNECT
your Walmart and
Box Tops accounts



ONLINE SHOPPERS CAN EARN WITH BOX TOPS, TOO!

Whether you order groceries for delivery or pickup, shop through your store's app, request an email receipt at checkout or shop with your Walmart connected account, you can earn for your school no matter where you shop.

SEE PRODUCTS & LEARN MORE ABOUT
THE BOX TOPS APP AT [BTFE.COM](https://www.btfecom.com)

DON'T HAVE THE BOX TOPS
APP YET? DOWNLOAD IT NOW:



Here Today, Ready for Tomorrow!

GOOD SCHOOL ATTENDANCE MEANS...



ELEMENTARY STUDENTS

read well by the end of third grade

MIDDLE SCHOOLERS

pass important courses

HIGH SCHOOLERS

stay on track for graduation

COLLEGE STUDENTS

earn their degrees

WORKERS

succeed in their jobs

Too many absences—excused or unexcused—can keep students from succeeding in school and in life. How many are too many? 10% of the school year—that's 18 missed days or 2 days a month—can knock students off track.



Advancing Student Success By Reducing Chronic Absence

www.attendanceworks.org



PIONEER MS BAND & GUARD

Spring
Concert
&
Awards
Ceremony

LIVE MUSIC-PIZZA-SNACK BAR



MAY 6, 2026
FEATURING

-CADET BAND
-CONCERT BAND
-SYMPHONIC BAND

TICKETS

VIP- \$10
INCLUDES EARLY ENTRY, PREMIUM
SEATING, COOKIE, & BOTTLED WATER
GA- FREE

DOORS

SNACK BAR- 5:15 PM
VIP EARLY ENTRY- 5:30 PM
GA ENTRY- 5:45 PM
CONCERT- 6PM



SCAN ME



Students who arrive at school by bike or scooter **must wear a helmet for safety**. We also do not allow students to **cross traffic at the non designated crosswalks**. This is for student and parent safety. Please refer to our suggested route plan for more information. Staff and our school resource officer monitor this and will remind students and parents of this safety rule.



Know the Rules



District Board Policies (in compliance with CA EdCode):

Dress Code



The Dress and Grooming Policy applies to all students. The following guidelines are intended to define appropriate student attire and personal grooming at school and school-related activities.

Any apparel, hairstyle, cosmetic or jewelry, even if not specifically mentioned below, that creates a safety concern, draws undue attention to the wearer, tends to distract from the educational process, or causes disturbances among the other students cannot be worn at school or at school-related activities. In accordance with PUESD Board Policy, each school shall allow students to wear sun protective clothing, including but not limited to hats, for outdoor use during the school day. (Education Code [35183.5](#)) In addition, the following guidelines shall apply to all regular school activities:

- **Shoes must be worn at all times. Sandals must have heel straps. Flip-flops and backless shoes/sandals are not acceptable. Military style boots, steel toes, cleats, slippers, shoes with rollers, and high heels are prohibited.**
- **Clothing, jewelry and personal items (backpacks, fanny packs, gym bags, water bottles etc.) shall be free of writing, pictures or any other insignia which is crude, vulgar, profane or sexually suggestive, which bear drug, alcohol or tobacco company advertising, promotions and likenesses, or which advocate racial, ethnic or religious prejudice.**
- **Headwear other than hats, caps and visors will not be allowed at**

school. Hats, caps and visors must be removed in the classrooms, offices or other school facilities. Knit caps and the hood of a sweatshirt may be worn outdoors if the ambient temperature is sixty degrees or lower.

- Clothes shall be sufficient to conceal undergarments at all times. See-through fabric, halter tops, off-the-shoulder, and spaghetti straps are prohibited. Shorts, shirts and dresses can be no shorter than the level where the student's closed fist strikes the thigh when standing with arms straight down and at their side with shoulders relaxed. Holes in clothing may not be above this measurement. Clothing that becomes revealing to the midriff, pubic area, buttocks, or chest when standing, sitting, or moving is prohibited.
- Physical education clothing may not be worn in classes other than physical education.
- Earrings must be small and worn in ears. Body piercings are limited to studs.
- Hair shall be clean and neatly groomed. Hair may not be sprayed by any coloring that would drip when wet.

Adoption: The PUESD has adopted the aforementioned Board Policy and Administrative Regulations on student dress. The school administration reserves the right to determine and enforce appropriate dress at school and school sponsored events in accordance with this dress code. Parents will be notified if their child is violating the dress code and will be requested to bring appropriate clothing. Repeated dress code violations will result in treatment as an act of willful defiance.

Apparel

All clothing must be neat, clean, not frayed, and acceptable in repair and appearance, and must be worn within the bounds of decency and good taste as appropriate for school. Garments must be sufficient to appropriately cover undergarments at all times.

Articles of clothing that display gang symbols, profanity or products or slogans that promote tobacco, alcohol, drugs or sex, materially interfere with school work, create disorder or disrupt the educational process which include disrespectful and negative messages, are not allowed.

Any clothing or apparel that a student or group of students wears to identify themselves for the purpose of harassing, threatening, or intimidating others is not allowed.

Extreme fashion that draws undue attention to the student is not allowed.

Tank tops are acceptable. **Shoulder straps on tops or shirts worn by students must not be less than two inches (2") in width**, and fit snugly under the students' arms. Any apparel determined by district personnel to be too revealing is not acceptable. Beach wear, halter tops, swimsuits, bare midriffs or chests, see through or fishnet outfits, off-the-shoulder or low-cut tops, are not appropriate or acceptable.

Skirts, dresses, shorts and culottes are acceptable but must adhere to the **"mid-thigh rule"**. All sportswear-type shorts, bike shorts (*spandex*), frayed shorts, or shorts with holes are not permitted, unless given prior approval by the site administration. Shoes must be worn at all times and should allow students to participate in normal school activities. Athletic type shoes are preferred and recommended. Shoes must fit securely. **Backless shoes commonly known as "flip-flops," "beach shoes," "soccer sandals," are not appropriate and are not allowed.** For safety reasons, students are not allowed to wear shoes with heels higher than 1 inch, platform shoes, backless shoes, flip-flops, or shoes with wheels. Shoes must be tied at all times.

Excessively baggy pants are not allowed. Pants must fit and be worn at the natural waist. The bottom of the pant leg may not be frayed or drag on the ground. Pants must be hemmed and not stapled, pinned, or taped. Belts must be appropriate size and, if possible, worn through belt loops.

Appropriate hats, caps, and other types of head coverings worn by males or females must not be worn inside buildings. Hats or caps must not be worn backwards or sideways. Beanies must only be worn during the winter months and only outside. Articles of sun protective clothing, including, but not limited to, hats and

sunglasses, may be used outdoors, provided that the sun-protective clothing does not otherwise violate this regulation.

Attire that may be dangerous or used as a weapon must not be worn, e.g., steel-toed boots, chains, items with spikes or studs.

Grooming

Hair shall be clean and neatly groomed. The following are examples of what may not be permitted; **unusual designs, symbols, messages, mohawks, tails, and unusual razor cuts**. This list may not be complete as the District recognizes styles change and the school administration may determine other styles are inappropriate.

Make-up is not allowed, including lipstick or colored lip-gloss, body glitter, or temporary tattoos.

Exemption to Dress and Grooming Policy

Religious beliefs or medical requirements may be grounds for exemption to a specific portion of the Dress and Grooming Policy. A request for an exemption from enforcement of a specific portion of the policy may be submitted in advance to the principal.

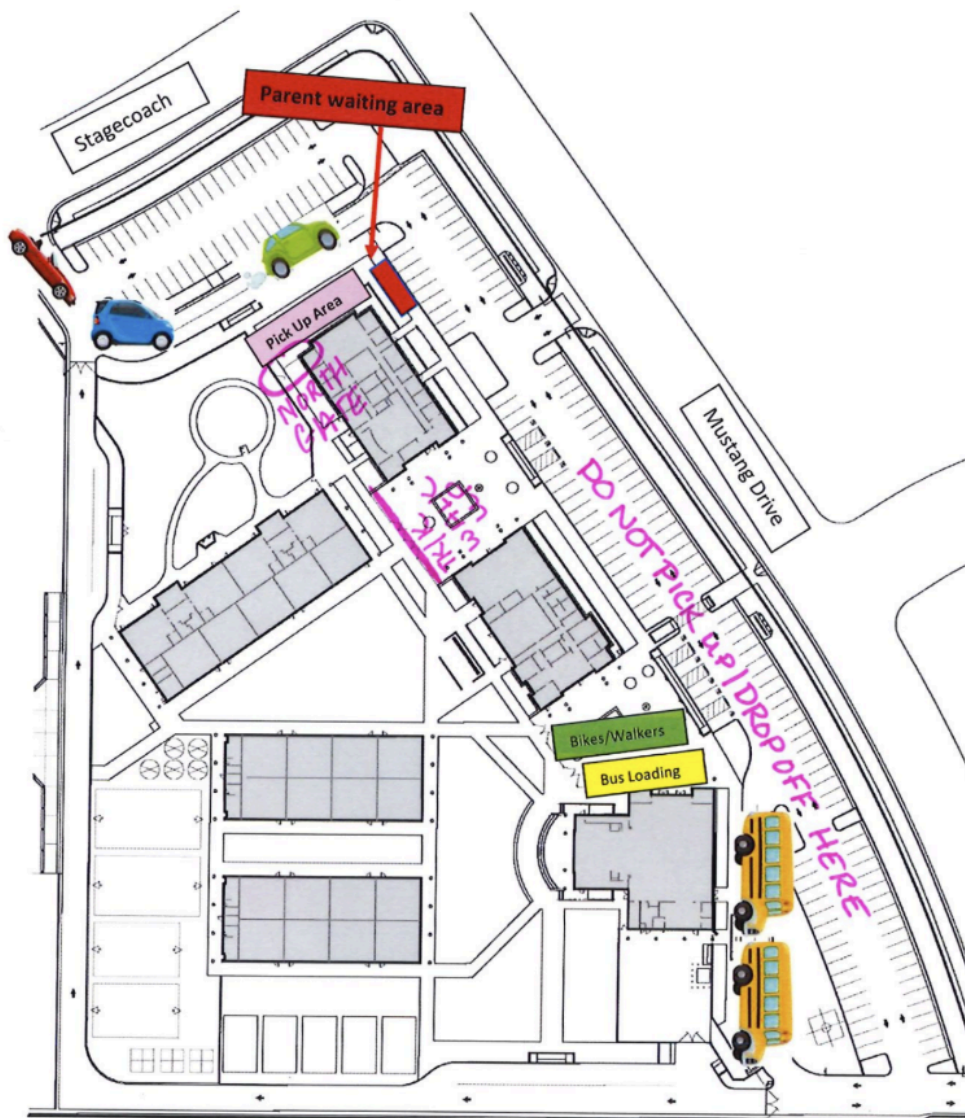
*** DROP OFF/PICK UP PARENT REMINDERS ***

Frontier Parents,




Just a reminder that if your child is brought to school or picked up by car, students should enter through the NORTH gate between the Kindergarten Playground and PUESD District Office. If your child arrives at school or leaves school by car, they should be dropped off/picked up at the north gate. The exception is for TK/K dismissal walk ups. TK/K dismissal walk ups are located between the library and district office. Please help us keep our walkers, bike riders, scooter riders safe by not parking near the front office gate and dropping/picking up students from there.

Parents who walk their children to school from home or plan to walk their child home from school, may pick up at the front office gate. We appreciate your support in keeping our students safe!







When to Keep Your Child Home from School or Child Care



Below are suggestions for when to keep your child home when they are not feeling well. Contact a health care provider if your child needs medical care. A doctor's note is generally not required to return to school or child care. For more information, please visit the [CDPH guidance page](#).





Symptom of Illness	When should my child stay home and when can they return?
 <p>Overall, not feeling well</p>	<p>STAY HOME IF any new illness or symptom prevents a child from participating meaningfully in routine activities.</p>
 <p>Fever</p>	<p>STAY HOME IF a fever is of 100.4°F (38°C) or higher.</p> <p>RETURN WHEN fever went away over the night and is gone in the morning without the use of medications such as Tylenol®, Advil®, or Motrin® (acetaminophen or ibuprofen).</p>
 <p>Vomiting</p>	<p>STAY HOME IF vomiting has occurred 2 or more times in 24 hours.</p> <p>RETURN WHEN vomiting has ended overnight, and your child is able to hold down liquids and food. Recommend frequent handwashing.</p>
 <p>Diarrhea</p>	<p>STAY HOME IF your child's stool is likely to leak from the diaper, or if they are unlikely to make it to the toilet in time (if potty trained). If the stool looks bloody or black, seek medical attention.</p> <p>RETURN WHEN improving. Recommend frequent hand washing.</p>



Scan the QR code find the latest version of this flyer.



When to Keep Your Child Home from School or Child Care



Symptom of Illness

Sore throat

When should my child stay home and when can they return?

OK TO ATTEND WITH MILD SYMPTOMS. Please consider wearing a mask if age 2 years or older.

STAY HOME AND SEEK MEDICAL ATTENTION for difficulty breathing or swallowing, or continuous drooling.

RETURN WHEN IMPROVING. If an antibiotic is prescribed, take the first dose at least 12 hours before returning.



Cold symptoms, such as cough, stuffy/runny nose, sneeze

OK TO ATTEND WITH MILD SYMPTOMS. Please consider wearing a mask if age 2 years or older.

STAY HOME AND SEEK MEDICAL ATTENTION for severe symptoms, including a bad cough, difficulty breathing or trouble catching their breath, or wheezing when not controlled by medication (like albuterol).

RETURN WHEN IMPROVING. If your child will need medication after returning, contact the site to let them know.



Ear or eye irritation, including pink eye

OK TO ATTEND WITH MILD SYMPTOMS. Recommend frequent handwashing.

STAY HOME AND SEEK MEDICAL ATTENTION for difficulty seeing or hearing, an eye injury, or pain they cannot tolerate.



Rash

OK TO ATTEND WITH MILD SYMPTOMS.

STAY HOME AND SEEK MEDICAL ATTENTION if rash is worsening, causing pain, has blisters, or is not healing.





RETURN WHEN IMPROVING or as guided by health care provider. In general, for conditions such as lice, impetigo, ringworm, scabies, and pinworms, your child may return as soon as they start appropriate treatment.

Cuándo no enviar a su hijo a la escuela o a la guardería



A continuación, se encuentran sugerencias sobre cuándo su hijo debe quedarse en casa si no se siente bien. Comuníquese con su proveedor de atención médica si su hijo necesita atención. En general, no se requiere una nota del médico para regresar a la escuela o a la guardería. Para obtener más información, visite la [página de pautas del Departamento de Salud Pública de California \(CDPH\)](#).




Síntomas de enfermedad	¿Cuándo mi hijo debe quedarse en casa y cuándo puede regresar?
 <p>Malestar general</p>	<p>QUEDARSE EN CASA SI cualquier nueva enfermedad o síntoma le impide participar de manera considerable en actividades de rutina.</p>
 <p>Fiebre</p>	<p>QUEDARSE EN CASA SI tiene fiebre de 100.4 °F (38 °C) o más.</p> <p>REGRESAR CUANDO la fiebre haya desaparecido durante la noche o por la mañana sin usar medicamentos como Tylenol®, Advil® o Motrin® (paracetamol o ibuprofeno).</p>
 <p>Vómitos</p>	<p>QUEDARSE EN CASA SI ha vomitado dos o más veces en 24 horas.</p> <p>REGRESAR CUANDO los vómitos hayan finalizado durante la noche o el niño pueda tolerar líquidos y alimentos. Se recomienda lavarse las manos con frecuencia.</p>
 <p>Diarrea</p>	<p>QUEDARSE EN CASA SI es probable que las heces de su hijo se escapen del pañal o si es probable que su hijo no llegue al baño a tiempo (si sabe ir al baño solo). Si las heces contienen sangre o son negras, busque atención médica.</p> <p>REGRESAR CUANDO mejore. Se recomienda lavarse las manos con frecuencia.</p>



Escanee el código QR para encontrar la versión más reciente de este folleto.



Cuándo no enviar a su hijo a la escuela o a la guardería



Síntomas de enfermedad

Dolor de garganta

¿Cuándo mi hijo debe quedarse en casa y cuándo puede regresar?

PUEDE ASISTIR CON SÍNTOMAS LEVES. Considere colocarle una mascarilla a su hijo si tiene más de dos años.

QUEDARSE EN CASA Y BUSCAR ATENCIÓN MÉDICA si tiene dificultad para respirar o tragar o babea de manera continua.

REGRESAR CUANDO MEJORE. Si se receta un antibiótico, debe tomar la primera dosis al menos 12 horas antes de regresar.




Síntomas de resfrío, como tos, congestión nasal, secreciones nasales

PUEDE ASISTIR CON SÍNTOMAS LEVES. Considere colocarle una mascarilla a su hijo si tiene más de dos años.

QUEDARSE EN CASA Y BUSCAR ATENCIÓN MÉDICA para síntomas graves, incluida tos intensa, dificultad para respirar o sibilancias que no están controladas con medicamentos (como albuterol).

REGRESAR CUANDO MEJORE. Si su hijo necesitara medicamentos luego de regresar, comuníquese con el lugar para informarles.



Irritación en los oídos o los ojos, incluida conjuntivitis aguda

PUEDE ASISTIR CON SÍNTOMAS LEVES.

Se recomienda lavarse las manos con frecuencia.

QUEDARSE EN CASA Y BUSCAR ATENCIÓN MÉDICA cuando su hijo tenga dificultad para ver o escuchar, una lesión ocular o dolor que no puede tolerar.



Erupción

PUEDE ASISTIR CON SÍNTOMAS LEVES.

QUEDARSE EN CASA Y BUSCAR ATENCIÓN MÉDICA si la erupción empeora, causa dolor, tiene ampollas o no se cura.

REGRESAR CUANDO MEJORE o según las indicaciones de un proveedor de atención médica. En general, para afecciones como piojos, impétigo, tiña, sarna y oxiuro, su hijo puede regresar apenas inicie un tratamiento adecuado.



Don't forget to schedule your child's required dental assessment!

What is the Kindergarten Oral Health Assessment (KOHA)?

To make sure your child is ready for school, California law requires that children have a dental assessment by **May 31** in either kindergarten or first grade, whichever is their first year in public school.

Why is it important?

Poor oral health can affect a child's attendance, grades and overall performance in school. The KOHA helps ensure children are healthy and ready for a successful school year.

SCHOOL READINESS FACTS:

- Children who have poor oral health often miss more school and receive lower grades than children who don't.
- Children with cavities may also have difficulty eating, talking, and concentrating in school.
- Healthy smiles make children feel confident and good about themselves.
- Establishing good oral health habits in childhood helps create a lifetime of healthy smiles.

HOW TO COMPLETE THE KOHA:

- Look out for a registration form that will be distributed when you register your child for school.
- Visit or find your dental home.
- Complete the dental assessment 12 months before entering public school for the first time or by **May 31st** of their first year (Kindergarten or 1st Grade).

1 in 5 children have untreated tooth decay in California.*

Why is it important to have a dental home?

- It allows the dentist to establish a relationship with your family.
- It gives the dentist consistent opportunities to provide preventive treatment and find small issues before they become big.
- Children who develop a familiar relationship with their dentist are less likely to experience dental anxiety and are more likely to visit the dentist regularly into adulthood.

Medi-Cal covers dental check-ups every 6 months for children.



Visit SmileCalifornia.org to find your child's dental home today.



¡No olvide programar la evaluación dental requerida para su niño!

¿Qué es la evaluación de la salud bucal de kindergarten (KOHA)?

Para asegurarse de que su niño esté listo para la escuela, la ley de California requiere que tenga una evaluación dental antes del **31 de mayo**, ya sea en el kindergarten o en el primer grado, cualquiera que sea su primer año en la escuela pública.

¿Por qué es importante?

La mala salud bucal puede afectar la asistencia, las calificaciones y el rendimiento general de un niño en la escuela. La KOHA ayuda a garantizar que los niños estén saludables y listos para tener un año escolar exitoso.

DATOS SOBRE LA PREPARACIÓN ESCOLAR:

- Los niños que tienen mala salud bucal suelen faltar más a la escuela y reciben calificaciones más bajas que los niños que no la tienen.
- Los niños que tienen caries también pueden tener dificultades para comer, hablar y concentrarse en la escuela.
- Las sonrisas saludables hacen que los niños se sientan seguros y bien consigo mismos.
- Establecer buenos hábitos de salud bucal en la niñez ayuda a crear una vida de sonrisas saludables.

CÓMO COMPLETAR LA KOHA:

- Esté pendiente de un formulario de inscripción que se distribuirá cuando inscriba a su niño en la escuela.
- Visite o encuentre su hogar dental.
- Complete una evaluación dental 12 meses antes de que su niño empiece la escuela pública por primera vez o antes del **31 de mayo** de su primer año en la escuela (kindergarten o 1er grado).

1 de cada 5 niños en California tiene caries dentales no tratadas.*

¿Por qué es importante tener un hogar dental?

- El dentista puede establecer una relación con su familia.
- El dentista tiene oportunidades consistentes para ofrecer tratamiento preventivo y encontrar pequeños problemas antes de que se agraven.
- Los niños que desarrollan una relación familiar con su dentista tienen menos probabilidades de experimentar ansiedad dental y son más propensos a visitar al dentista regularmente cuando sean adultos.

Medi-Cal cubre chequeos dentales para niños cada 6 meses.



Visite SonrieCalifornia.org para encontrar un hogar dental para su niño hoy.



*Encuesta de detección básica de tercer grado realizada en 2018-20, Oficina de Salud Bucal de California